
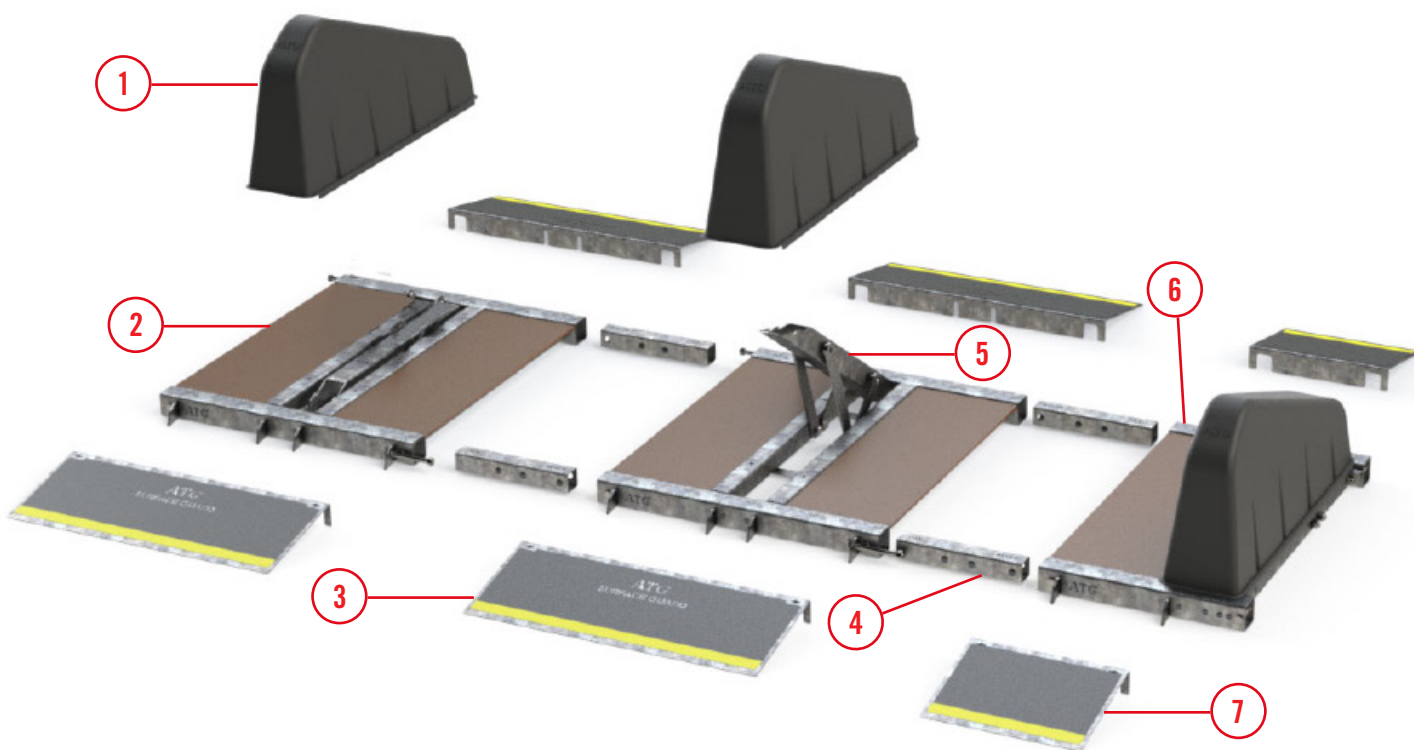


The Surface Guard system has been successfully tested in accordance with the IWA 14 impact test standard - a 5,500 lbs. vehicle travelling at 30 mph. IWA code is issued by the independent test house, MIRA.

### SURFACE GUARD: DEPLOYMENT GUIDE

The Surface Guard is a modular, pedestrian friendly, temporary security barrier designed to protect mass gatherings from vehicle attacks. This lightweight product can be transported easily, deployed quickly and be stored within a small footprint ready for future deployments.

The product is constructed as a series of interconnecting modules which fit together to create an array. The Surface Guard is a surface barrier that requires no attachment to the grade causing no damage to the area to which it is deployed.



A pallet of 10 units (63" x 63" x 55" height)

Component No.	Description
1	Aesthetic durable grey polyurethane cover
2	Unit with the spike in storage position
3	Pedestrian ramp with anti-slip material
4	Interconnecting devices
5	Unit with spike deployed
6	Right hand unit with spike deployed and covered
7	Half section pedestrian ramp with anti-slip covering

### HOW DOES THE SURFACE GUARD WORK IN A REAL-LIFE, EVENT ENVIRONMENT?

The Surface Guard system restricts vehicular access to an area. Due to the products modularity, the number of configuration options is almost infinite, allowing the barrier to fit into any street scenario.

This document illustrates some of the many possible configurations for deployment of the Surface Guard technology in varying event environments.

#### CONFIGURATION A: ROADWAY WITH CURBS


The Surface Guard can be configured to secure a roadway with dual curbs. If the curb height differs on each side of the roadway, this is not a problem as the curb attachment is completely adjustable.

The Surface Guard system can adjust to uneven road surfaces and/or road camber. The barrier system can flex allowing it to adapt to changes in contour and level ensuring a smooth installation.



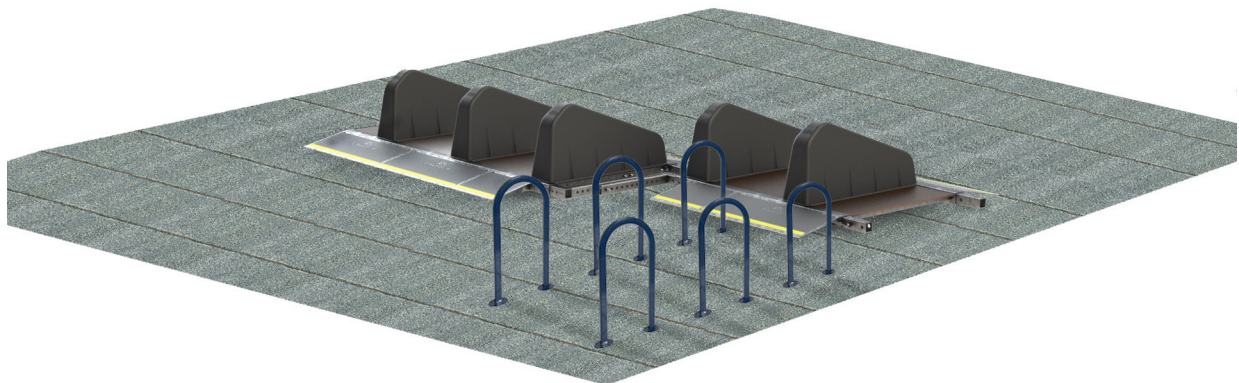
### **CONFIGURATION B: AROUND EXISTING STREET FURNITURE ITEMS**

When installing temporary security measures to protect pedestrians and restrict vehicle access it is common that street furniture items are already located on site. Invariably these permanent structures need to be worked into the temporary security scheme. The Surface Guard system can be anchored around street furniture items which have a width less than 47 inches (see the below picture as a guide). For items, which have a larger width, see Configuration C.




### **CONFIGURATION C: A STAGGERED ARRAY (NOT IN A STRAIGHT LINE)**

For items that have a larger width than 47 inches it is possible to stagger the Surface Guard barrier to fit around obstructions such as planters, streetlights and bicycle racks.




### CONFIGURATION D: ACROSS A CENTER ISLAND WITHIN A ROADWAY



Large roadways often incorporate central islands of varying widths; this is not a problem as the Surface Guard can be configured to pass over these with ease.


### CONFIGURATION E: AGAINST WALLS OR VERTICAL STRUCTURES

The Surface Guard barrier can be installed against vertical structures such as walls, steps and raised planters. This accommodates pedestrian areas, which have walls marking the main access points or split level plazas, pavements, or city squares.



### CONFIGURATION F: RECESSED VERTICAL STRUCTURES

In the case where events are held near waterfronts, an accessory attachment is available. Surface Guard has an optional accessory attachment to adjust to specific site applications that require interfacing with dock walls or recessed structures.



### HOW DO I FIND THE CORRECT CONFIGURATION FOR MY SITE?

This document demonstrates a variety of different configurations, which suit standard street environments. The Surface Guard barrier system can be configured in many different ways, the examples shown in this document use only five accessories to achieve the degree of flexibility illustrated.

For more information on how to deploy Surface Guard at your next event, contact Crowdguard today.